



1984 - 2024

**Colegio San Esteban**  
(G-053)

ESTABLECIMIENTO PÚBLICO DE GESTIÓN PRIVADA  
MINISTERIO DE EDUCACIÓN  
ZONA ANDINA - RIO NEGRO

*"Voluntas fortis omnia vincit"*



# YEAR 1 BOOKLET




**MISS IVANA**

**2024**

2 READ AND COMPLETE. THEN LISTEN AND CHECK. 

I'M NAME HELLO

HI! WHAT'S YOUR  
(1) \_\_\_\_\_?



(2) \_\_\_\_\_!  
MY NAME'S DAN.

(3) \_\_\_\_\_  
BECKY.

3 ANSWER AND DRAW.

WHAT'S YOUR NAME?




\_\_\_\_\_

\_\_\_\_\_


3 LOOK AND MATCH.

1 ONE    2 TWO    3 THREE    4 FOUR    5 FIVE



6 SIX    7 SEVEN    8 EIGHT    9 NINE    10 TEN

4 LISTEN AND COLOUR.





1 LOOK AND LISTEN. SAY WHICH NUMBER IS MISSING.  007

1 2 3 4 5 6 7 8 9 10

3. MATCH.

SIX

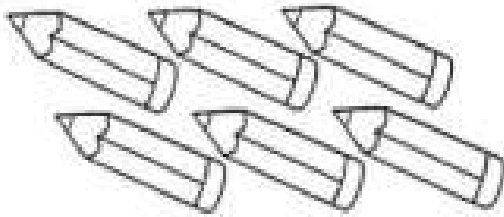

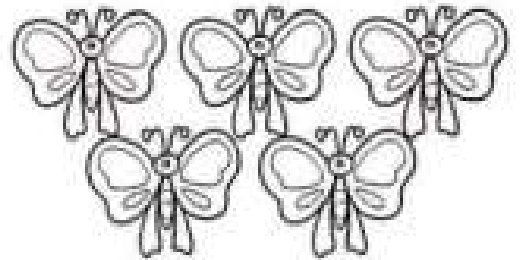

FIVE

FOUR






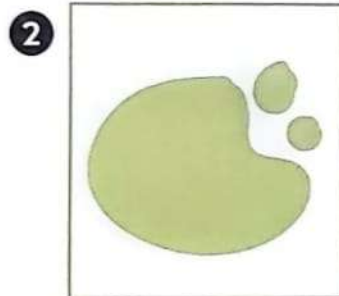

THREE

TWO

ONE



PUT ON THE STICKERS. THEN POINT AND SAY THE COLOURS.





1 LOOK AND CIRCLE.

RULER



RUBBER



BOOK



PEN



PENCIL



GLUE



CRAYON



SHARPENER



1 LOOK AND TICKTICK ✓ OR CROSS X.



① IT'S A PENCIL CASE.



② IT'S A SHARPENER.



③ IT'S A SCHOOL BAG.



④ IT'S A BOOK.

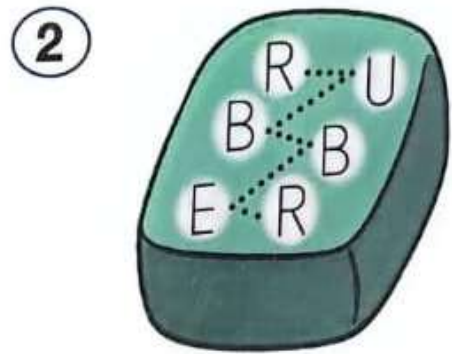


⑤ IT'S A RUBBER.


4 LOOK AND WRITE.



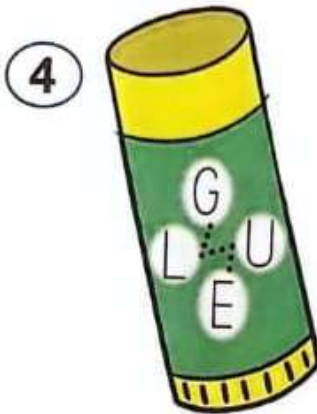
P \_\_\_\_\_ C \_\_\_\_\_



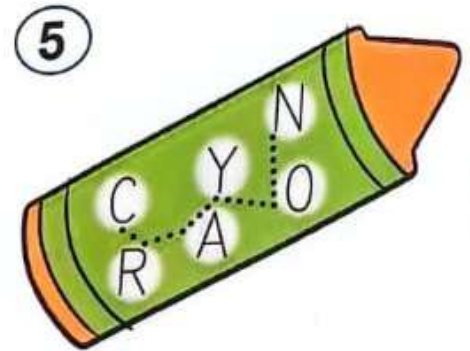
R \_\_\_\_\_



P \_\_\_\_\_




G \_\_\_\_\_



C \_\_\_\_\_

5 LISTEN AND COLOUR.



1 LOOK, TRACE AND COMPLETE. **TIME TO WRITE**



ONE PEN

I'VE GOT ONE RUBBER.



TWO PENS

I'VE GOT TWO PENCILS.



FOUR PENS

I'VE GOT THREE B\_\_\_\_\_

2 LOOK AND COLOUR. THEN TRACE.



BLUE



YELLOW



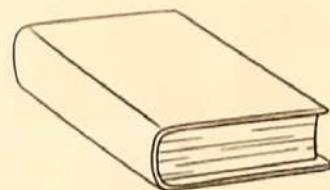
GREEN



YELLOW



RED



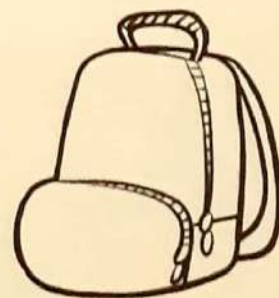
ORANGE



RED



BLUE



PURPLE



6 TRACE AND MATCH. THEN COLOUR.

WHAT'S THIS?



IT'S A SHARPENER.

WHAT'S THIS?



IT'S A PENCIL.

WHAT'S THIS?



IT'S A RULER.

7 LOOK AND CIRCLE.

WHAT'S THIS?



IT'S A PENCIL CASE / PEN.

IT'S A CRAYON / RUBBER.



IT'S A SHARPENER / PENCIL.



IT'S A RULER / BOOK.





1 LISTEN AND NUMBER.



2 COLOUR AND SAY.

I'VE GOT A YELLOW   
PENCIL CASE .

I'VE GOT A RED   
SCHOOL BAG .





2 LOOK, LISTEN AND MATCH. 

5



I'VE GOT A RULER, A  
CRAYON AND A PEN.



I'VE GOT A RUBBER, A  
PENCIL AND A SHARPENER.



I'VE GOT A RULER, A  
RUBBER AND A PEN.



I'VE GOT A SHARPENER, A  
CRAYON AND A RULER.



3 READ AND COLOUR.



I'VE GOT A RED  SHARPENER .

I'VE GOT A BLUE  PENCIL CASE .





2 LISTEN AND NUMBER. 

7




14

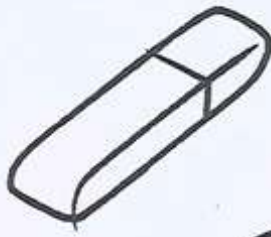
# PHONICS

9 CIRCLE AND COLOUR THE R WORDS.

5



R




3

## READING

### 1 READ AND COLOUR.



HELLO! I'M ALEX. MY FAVOURITE COLOUR IS GREEN. MY RULER IS BLUE. MY TWO PENCILS ARE BLACK AND ORANGE. MY TWO BOOKS ARE YELLOW AND RED.



## WRITING

### 1 COLOUR AND WRITE ABOUT TOM.



Hi! (1) \_\_\_\_\_ TOM,  
MY FAVOURITE (2) \_\_\_\_\_  
IS RED. MY BOOK IS (3) \_\_\_\_\_  
MY (4) \_\_\_\_\_ IS  
(5) \_\_\_\_\_, MY TWO  
(6) \_\_\_\_\_  
ARE (7) \_\_\_\_\_ MY  
(8) \_\_\_\_\_ PENCILS ARE  
(9) \_\_\_\_\_


# UNIT 2 FAMILY!

1 LOOK AND WRITE.

GRANDMA SISTER BROTHER MUM GRANDPA DAD



2 DRAW AND LABEL THE MEMBERS OF YOUR FAMILY.






# UNIT 1 VOCABULARY AND CHANT

LISTEN AND POINT. THEN LISTEN AND REPEAT.  112

LISTEN AND POINT. THEN LISTEN AND CHANT.  113



2 LOOK, LISTEN AND MATCH. 

THIS IS MY SISTER.



THIS IS MY DAD.



THIS IS MY GRANDAD.



3 READ AND CIRCLE.

① THIS IS MY GRANNY.




② THIS IS MY BROTHER.

③ THIS IS MY MUM.





1 LOOK AND TRACE.



3 READ, LOOK AND CIRCLE THE CORRECT OPTION.



1. SHE IS HUNGRY / HOT.



2. HE IS COLD / THIRSTY.



3. HE IS HAPPY / SAD.



4. SHE IS HAPPY / SAD.

4 LOOK AND WRITE.



1. TOM IS \_\_\_\_\_



2. EVA IS \_\_\_\_\_



O R A S M D

B R  T H E R



D A

G  A N D A D



G R  N N Y




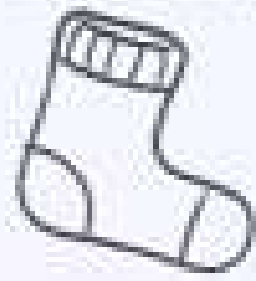

M U



S I  T E R

# PHONICS

7 CIRCLE AND COLOUR THE S WORDS.



# S

## LESSON 3 VOCABULARY AND STORY

### MISS JONES




- 1 LISTEN AND POINT. THEN LISTEN AND REPEAT. 
- 2 LISTEN AND SAY. 



# THE TEACHER'S STORY

HOW ARE YOU TODAY?



- 3 BEFORE YOU LISTEN **THINK**  GUESS WHICH CHARACTERS ARE IN THE STORY.
- 4 LOOK AND LISTEN. CHECK YOUR ANSWERS AND FIND SOCK. 
- 5 AFTER YOU LISTEN **COLLABORATE**  ACT OUT THE STORY.








1 LISTEN AND CIRCLE. 



2 REMEMBER THE STORY  CB PAGES 4-5 MATCH. POINT AND SAY THE FEELINGS.






**3** LISTEN AND SAY THE NUMBER. 



**4** HOW ARE YOU TODAY? TICK ✓ OR CROSS X THE PICTURES IN ACTIVITY 3.

**5** LOOK AND LISTEN. THEN LISTEN AND REPEAT. 



**3** **COMMUNICATE**  PRACTISE IN PAIRS. LOOK AT YOUR TICKS ✓✓ IN ACTIVITY 3. ASK AND ANSWER.



5 LOOK AND NUMBER. THEN COLOUR.


① I'M BORED.

② I'M HUNGRY.

③ I'M SAD.

④ I'M HAPPY.

⑤ I'M SCARED.





# POPULAR PETS

1 LOOK AND COMPLETE.

SPIDER



DOG



MOUSE



PARROT



RABBIT



CAT



SNAKE



FISH



PA \_ R \_ \_

PET SHOW

RA \_ \_ \_ T

F \_ S \_

M \_ \_ SE

C \_ T

D \_ \_

S \_ \_ \_ E

S \_ ID \_ \_

2 LISTEN AND TICK ✓ OR CROSS ✗. 



3 TRACE AND CIRCLE. THEN COLOUR.

HAVE YOU GOT A CAT? HAVE YOU GOT A FISH?



YES, I HAVE. ✓

NO, I HAVEN'T. ✗



YES, I HAVE. ✓

NO, I HAVEN'T. ✗



3 LISTEN, WRITE THE NUMBERS AND TRACE. 




CAT



HAMSTER



DOG



RABBIT



BIRD



FISH

4 LISTEN AND POINT. 

MY SPACE

DRAW YOUR FAVOURITE TOY AND PET. ASK AND ANSWER. 

WHAT'S THIS?

IT'S A DOG.

WHAT'S THIS?

IT'S A KITE.

7

LOOK, TRACE AND WRITE.

TIME TO WRITE

DOG RABBIT SPIDER



I'VE GOT A GREY \_\_\_\_\_.

I'VE GOT A BLACK \_\_\_\_\_.

I'VE GOT A WHITE \_\_\_\_\_.

# PHONICS

8 CIRCLE AND COLOUR THE P WORDS.



P




5



5 TRACE AND NUMBER.

SOFA ○ TABLE ○ CHAIR ○  
BIN ○ CUPBOARD ○



6 READ, LOOK AND MATCH.

WHERE'S THE FISH?

WHERE'S THE SNAKE?

WHERE'S THE SPIDER?

WHERE'S THE DOG?

WHERE'S THE MOUSE?

IT'S ON THE SOFA.

IT'S ON THE TABLE.

IT'S IN THE BIN.

IT'S ON THE CHAIR.

IT'S IN THE CUPBOARD.



# GO AGAIN!

## 1 FIND AND CIRCLE.



DOG



SOFA



MOUSE

W	O	S	D	O	G	A	M
S	O	F	A	E	T	I	V
C	R	W	M	O	U	S	E
A	C	H	A	I	R	R	G
Z	U	K	A	B	I	N	H
R	A	B	B	I	T	X	O



BIN

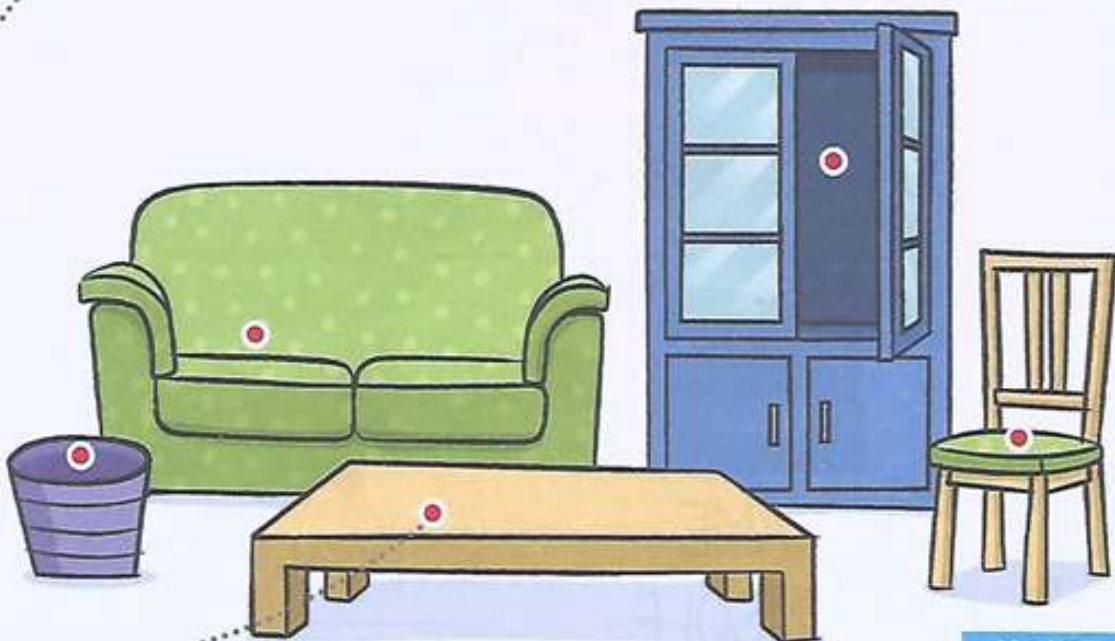


RABBIT



CHAIR

## 2 LISTEN AND MATCH.



6 LOOK AND ANSWER.



1. WHAT IS THIS?

IT'S \_\_\_\_\_.

WHERE IS IT?

IT'S \_\_\_\_\_.



2. IS THIS A DOG?

YES, \_\_\_\_\_.

WHERE IS IT?

\_\_\_\_\_.



3. IS THE DOLL IN THE KITCHEN?

\_\_\_\_\_.

WHERE IS IT?

\_\_\_\_\_.



4. WHAT IS THIS?

\_\_\_\_\_?

IS IT ON THE SOFA?

\_\_\_\_\_.

7 READ, LOOK AND COMPLETE. 



TODAY IS MY BIRTHDAY. I'M F\_\_\_\_\_.  
I'M WITH MY MUM, D\_\_\_\_, GRANDMA,  
G\_\_\_\_\_, S\_\_\_\_\_  
AND B\_\_\_\_\_. LOOK AT THE  
P\_\_\_\_\_ ON THE TABLE  
AND ALL THE B\_\_\_\_\_ S.  
I'M HAPPY!



# IS IT A PLANE?

1 LOOK AND MATCH.



DOLL



SCOOTER



CAR



TEDDY



ROBOT



GAME  
CONSOLE




PLANE



BALL




1 LISTEN, LOOK AND STICK.  



1. CAR



2. BALL




3. ROBOT




4. TEDDY BEAR



5. PLANE



6. DOLL



7. KITE

TRACE AND CIRCLE. THEN COLOUR.




① IS IT A PLANE?

YES, IT IS. / NO, IT ISN'T.

② IS IT A DOLL?

YES, IT IS. / NO, IT ISN'T.



③ IS IT A TEDDY?

YES, IT IS. / NO, IT ISN'T.

LOOK AND WRITE.

YES, IT IS. ✓

NO, IT ISN'T. ✗



IS IT A ROBOT?

---



IS IT A CAR?

---



5 LISTEN AND CIRCLE.



1

KIM




2

ALAN



3

DEX



4


JULIA




2 LOOK AND COMPLETE.



T \_ \_ \_ Y



R \_ B \_ \_



D O \_ \_







P \_ \_ N \_



# IT'S A SURPRISE!


1 FIND AND SAY. THEN COLOUR.



2 LISTEN TO THE STORY.  



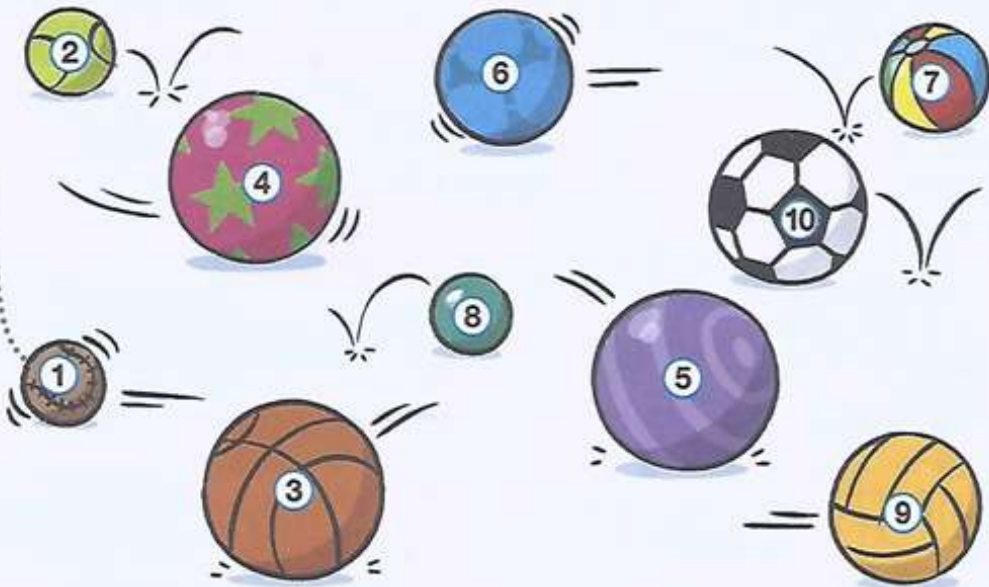






6 READ AND MATCH.

ONE  
TWO  
THREE  
FOUR  
FIVE



SIX  
SEVEN  
EIGHT  
NINE  
TEN

7 DRAW AND COLOUR. THEN COMPLETE.

### How old ARE YOU?



I'M SEVEN.



I'M THREE.



I'M NINE.

I'M \_\_\_\_\_.



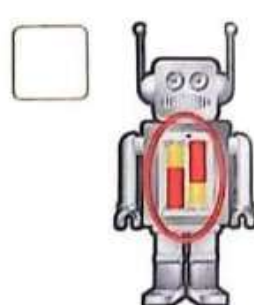
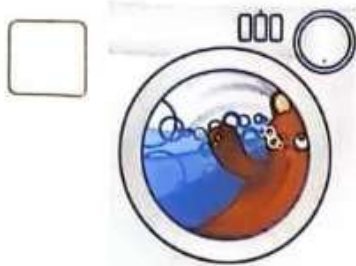






# TOYS DONATION

## 1 LISTEN AND WRITE THE NUMBERS.



MAKE YOUR DONATION.

CLEAN THE TOYS.

ADD BATTERIES TO ELECTRONIC TOYS.



SEPARATE TOYS TO DONATE.

MAKE OTHER CHILDREN HAPPY.

## 2 LOOK, MATCH, COMPLETE AND DRAW.



LOOK AT THE BOX. THIS IS MY GUITAR. IT'S BIG, RED AND BLUE.

MY TOY IS A BALL. IT'S YELLOW AND GREEN. WHAT'S YOUR TOY?



ARE YOU KIND TO OTHER CHILDREN?

MY TOY IS \_\_\_\_\_.

IT'S \_\_\_\_\_ AND \_\_\_\_\_.





## 2 LISTEN, COMPLETE AND COLOUR.





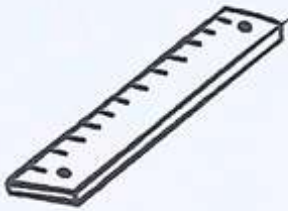
LOOK AT ALL THE DONATIONS!  
MY TOY IS A (1) R \_\_\_\_\_. IT'S  
GREEN AND (2) O \_\_\_\_\_.

MY TOY IS A (3) B \_\_\_\_\_. IT'S  
(4) B \_\_\_\_ AND (5) R \_\_\_\_\_.


MY TOY IS A (6) C \_\_\_\_\_.  
IT'S (7) Y \_\_\_\_\_.

## PHONICS

9 CIRCLE AND COLOUR THE H WORDS.




# H




1 LISTEN, POINT AND REPEAT. THEN TRACE.



CIRCLE



RECTANGLE

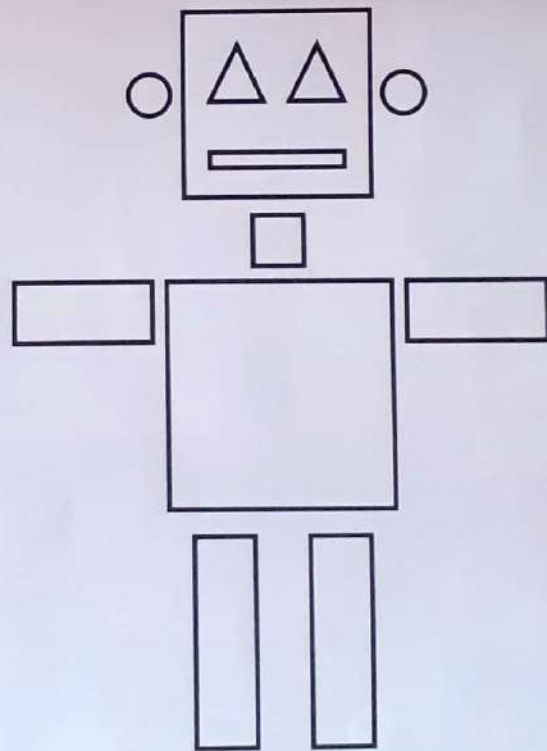



TRIANGLE



SQUARE

2 COLOUR AND COUNT.





# LET'S DANCE!

1 LOOK AND NUMBER.

KNEE

NOSE

FEET

TOES

ARM

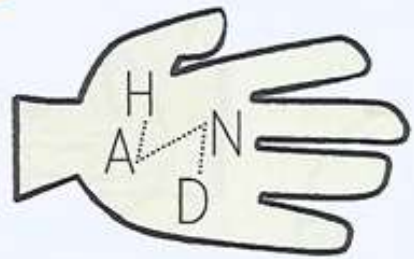
HEAD

HAND

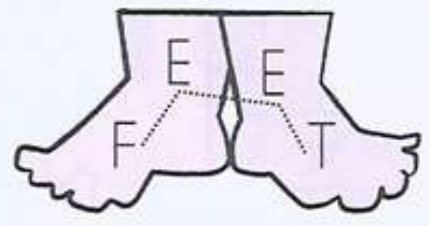
LEG



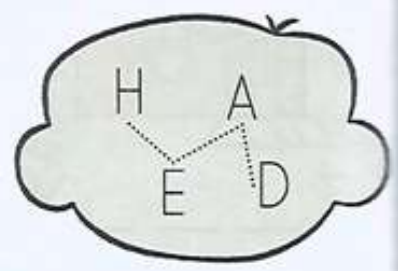
2 LOOK AND COMPLETE.



H \_ \_ \_ \_



F \_ \_ \_ \_



H \_ \_ \_ \_



5 FIND AND MATCH.



NOSE



TOES



KNEE



FEET

O	P	H	A	N	D	K
S	E	L	B	L	E	G
L	S	O	T	O	E	S
P	K	N	E	E	A	W
E	J	N	O	S	E	R
M	Z	W	F	E	E	T



LEG



HAND

6 LISTEN AND NUMBER.



13





7 TRACE AND NUMBER.

RUN ○ HOP ○ JUMP ○ WALK ○ SKIP ○



8 LOOK AND WRITE. THEN COLOUR.

SKIP HOP RUN JUMP



I CAN \_\_\_\_\_.



I CAN \_\_\_\_\_.



I CAN \_\_\_\_\_.



I CAN \_\_\_\_\_.

3 LOOK, LISTEN AND MATCH. 

- ① NOD YOUR HEAD.
- ② CLAP YOUR HANDS.
- ③ STAMP YOUR FEET.
- ④ TOUCH YOUR TOES.
- ⑤ TURN AROUND.
- ⑥ WAVE YOUR ARMS.



4 LOOK AND TRACE.




ANNA, JUMP!

TURN AROUND, JIM!

JUDY, TOUCH YOUR FEET!

WAVE YOUR ARMS, PETER!



**4** LISTEN TO THE QUESTIONS AND CIRCLE THE ANSWERS. 


1



2





3



4



**5**  **CREATE** CHOOSE A BEACH ACTIVITY YOU LIKE. DRAW YOURSELF ON THE BEACH.





**6**  **COMMUNICATE** PRACTISE IN PAIRS. POINT TO YOUR PICTURE AND SAY.

# I CAN WALK!

1 LOOK AND TICK ✓ OR CROSS ✗.



2 LISTEN TO THE STORY.  





5



6



7



8





# GO AGAIN!






1 FIND AND CIRCLE. THEN WRITE.

SPFEETLXMOUTHJROEYESUP




CFHANDSREHEADNINOSEMQ

2 LISTEN AND COLOUR.






4 LOOK AND COMPLETE.



5 LISTEN AND CIRCLE. THEN TICK (✓) THE CORRECT BOX. 



1. HE IS **SHORT** / **TALL**.



2. HER HAIR IS **RED** / **DARK**.



3. HIS EYES ARE **BLUE** / **GREEN**.



4. HIS EYES ARE **BIG** / **SMALL**.

6 READ AND ANSWER.



I'M TALL. I HAVE GOT DARK HAIR AND DARK BROWN EYES. I HAVE GOT A MONSTER TOY. IT'S BLUE, PINK AND PURPLE. IT HAS GOT BIG EYES AND A BIG MOUTH. IT HAS GOT FOUR ARMS, FOUR HANDS AND TWO LEGS.



0. IS ALEX SHORT?

NO, HE ISN'T.

1. WHAT COLOUR IS HIS HAIR?

IT'S \_\_\_\_\_.

2. WHAT COLOUR ARE HIS EYES?

THEY ARE \_\_\_\_\_.

3. IS THE MONSTER ORANGE?

NO, \_\_\_\_\_.

4. HOW MANY ARMS HAS THE MONSTER GOT?

IT HAS GOT \_\_\_\_\_.

PLAY A TRUE OR FALSE GAME!

YOU HAVE GOT BLUE EYES.

FALSE. I HAVE GOT GREEN EYES. YOU HAVE GOT ORANGE HAIR.

TRUE!





3 READ AND DRAW.



1. HAND



2. FEET



3. NOSE

4 READ AND UNSCRAMBLE THE WORDS. THEN COLOUR THE PICTURES.

SHE IS (1) \_\_\_\_\_ (SROHT).

SHE HAS GOT RED (2) \_\_\_\_\_ (AIHR)

AND GREEN (3) \_\_\_\_\_ (YESE).



HE IS (4) \_\_\_\_\_ (LTLA). HE HAS GOT

(5) \_\_\_\_\_ (BNODL) HAIR. HIS EYES

ARE BIG AND (6) \_\_\_\_\_ (ORWNB).



## READING

READ AND MARK (✓ OR X) IN EACH BOX.



HI! I'M EVA. I'M SHORT. I HAVE GOT BROWN HAIR AND BROWN EYES. MY FRIEND TOM IS TALL. HE HAS GOT BLOND HAIR AND GREEN EYES.

0. EVA IS TALL.
1. SHE HAS GOT BROWN HAIR.
2. HER EYES ARE BLUE.
3. TOM IS TALL.
4. HE HAS GOT BROWN HAIR.
5. HIS EYES ARE GREEN.

## WRITING

1 WRITE ABOUT YOU AND YOUR FRIEND.

I'M \_\_\_\_\_, I'M \_\_\_\_\_ . I HAVE

GOT \_\_\_\_\_  AND \_\_\_\_\_ .

MY FRIEND \_\_\_\_\_ IS \_\_\_\_\_ .

SHE / HE HAS GOT \_\_\_\_\_  AND

\_\_\_\_\_ .



# THAT'S DELICIOUS!

1 LOOK AND NUMBER.



1 SOUP



2 CHEESE



3 FISH



4 YOGURT



5 FRUIT



6 CHICKEN




7 SALAD



8 MEAT



9 CAKE





2 LOOK AND WRITE.

YES, I DO. ✓ NO, I DON'T. ✗

DO YOU LIKE SOUP?

DO YOU LIKE MILK?



\_\_\_\_\_

\_\_\_\_\_

DO YOU LIKE FRUIT?

DO YOU LIKE SALAD?



\_\_\_\_\_

\_\_\_\_\_

3 TRACE AND CIRCLE.



DO YOU LIKE FISH? YES, I DO. / NO, I DON'T.



DO YOU LIKE CAKE? YES, I DO. / NO, I DON'T.



DO YOU LIKE MEAT? YES, I DO. / NO, I DON'T.




DO YOU LIKE SALAD? YES, I DO. / NO, I DON'T.



## 4 LOOK AND DRAW. THEN TRACE AND COLOUR.

1




CHEESE

2



FISH

3



SOUP

4




MILK

5



CAKE

6



JUICE

5


LISTEN AND TICK ✓ OR CROSS ✗.





## 6 LOOK AND WRITE.

APPLES BANANAS  
ORANGES PEARS



## 7 LOOK, LISTEN AND MATCH.



I DON'T LIKE APPLES. I LIKE PEARS AND BANANAS.

I DON'T LIKE ORANGES. I LIKE MANGOES AND APPLES.



I DON'T LIKE PEARS. I LIKE ORANGES AND BANANAS.





8

LOOK AND DRAW. THEN COMPLETE.

TIME TO WRITE 

+



I LIKE SOUP AND M\_\_\_\_\_.



+



I LIKE JUICE AND F\_\_\_\_\_.



+



I LIKE PEARS AND A\_\_\_\_\_.



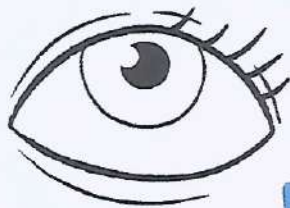

+

I LIKE \_\_\_\_\_ AND \_\_\_\_\_.



## PHONICS

9

CIRCLE AND COLOUR THE M WORDS.



M



# GO AGAIN!

## 1 MATCH AND WRITE.

CHEESE

APPLE

WATER

SALAD

JUICE

PEAR



CHEESE

## 2 LISTEN AND DRAW.



17

= I LIKE = I DON'T LIKE



ZOLA



DANNY





# GO AGAIN!

1 LOOK AND COMPLETE.

1 M  
2 A  
3 N  
4 G  
5 O  
6 E  
7 S

1 2 3 4 5 6 7

2 LISTEN AND CIRCLE.



1 2 3 4






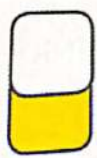

# 4

## LESSON 4 VOCABULARY EXTENSION AND PERSONALIZATION

1 LISTEN AND POINT. THEN LISTEN AND REPEAT.  108






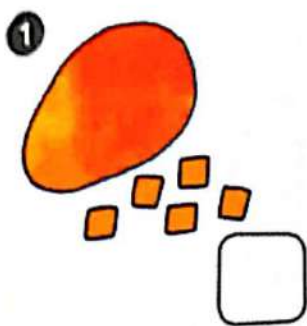
2 **THINK**  NUMBER THE PICTURES IN ORDER.






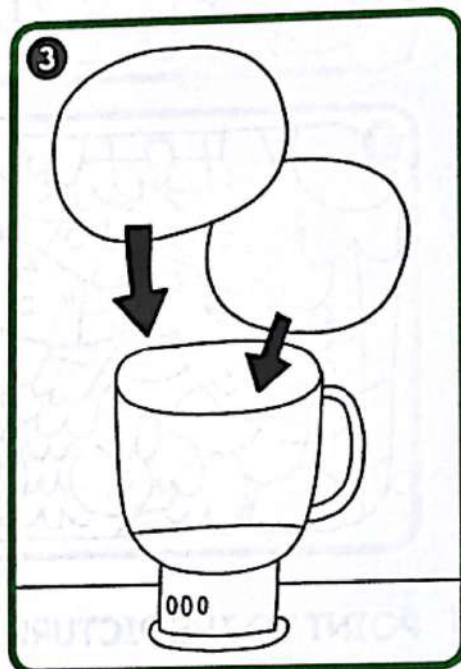


3 LISTEN AND CHECK.  109



**4** CHOOSE AND TICK ✓ FRUIT FOR YOUR DRINK.



**5** **CREATE**  **DRAW AND COLOUR.**



**6** **COMMUNICATE**  **PRACTISE IN PAIRS. LOOK AT YOUR PICTURES. POINT AND SAY.**

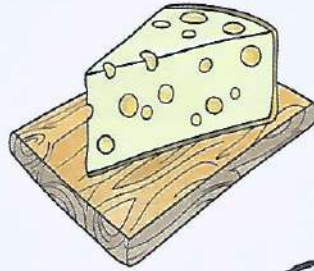
1 LOOK AND COMPLETE THE FACES. THEN LISTEN AND REPEAT.




☺ = I LIKE ☹ = I DON'T LIKE




CAKE ☹



CHEESE ☹



CHICKEN ☹




FISH ☹



FRUIT ☹



JUICE ☹



MEAT ☹



MILK ☹



SALAD ☹



SOUP ☹



WATER ☹




YOGURT ☹




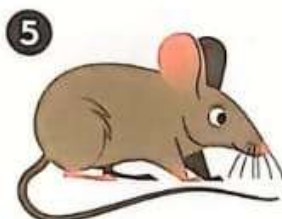

# 3

## WHAT'S YOUR FAVOURITE ANIMAL?

### ON 1 VOCABULARY AND CHANT


1 LISTEN AND POINT. THEN LISTEN AND REPEAT.  063






2 LISTEN AND POINT. THEN LISTEN AND CHANT.  064




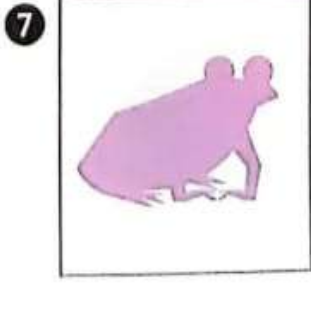
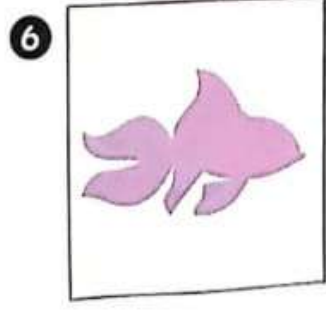
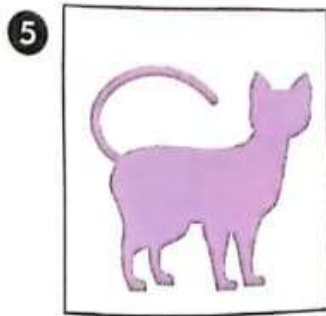
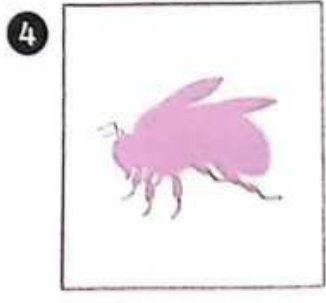
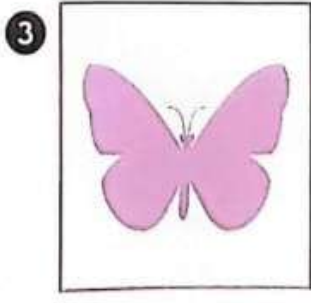


PLAY A GAME WITH YOUR TEACHER.

# 3 LESSON 2 VOCABULARY AND STICKERS

1 LISTEN AND CIRCLE THE MISSING ANIMAL.  063





2 PUT ON THE STICKERS. THEN POINT AND SAY THE ANIMALS.





# UNIT 6 ANIMAL WORLD


1 LISTEN, LOOK AND STICK.  



2 LISTEN, POINT AND SAY. 



3 LISTEN, TRACE AND SAY. 



1. EYES
2. EARS



3. BEAK
4. WINGS



5. FINS




6. NECK
7. TAIL

MY SPACE 

- ◆ DRAW AN ANIMAL.
- ◆ DESCRIBE YOUR ANIMAL TO YOUR CLASSMATE. 

THIS IS A GIRAFFE.  
IT'S TALL, YELLOW  
AND BROWN. IT  
HAS GOT TWO  
EARS, SMALL EYES,  
A LONG NECK,  
FOUR LEGS AND A  
SHORT TAIL.



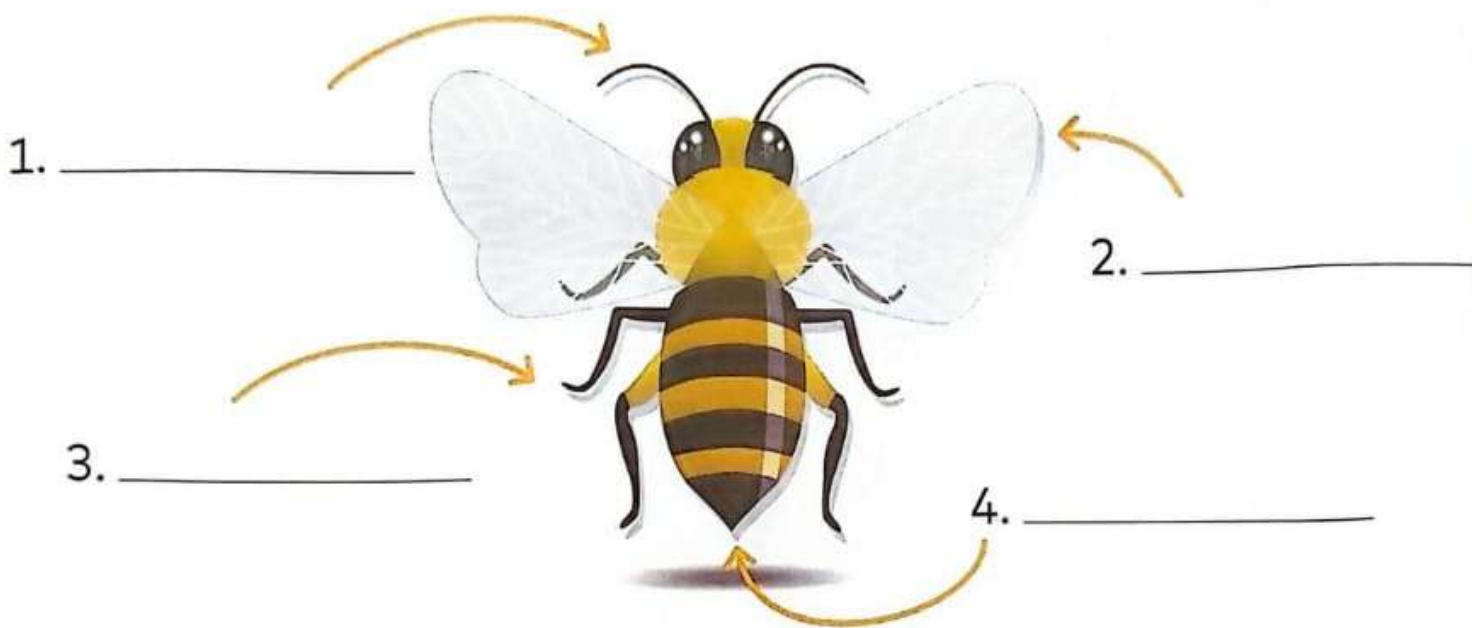


## EXPLORE

- ◆ READ AND WRITE THE PARTS OF THE ANIMAL.



THE BEE IS MY FAVOURITE ANIMAL. IT'S SMALL AND IT'S YELLOW AND BLACK. IT HAS GOT TWO ANTENNAE AND FOUR WINGS. IT HAS GOT SIX LEGS AND A STING.



## PRODUCE

- ◆ MAKE A DRAFT TEXT FOR YOUR FAVOURITE ANIMAL.

THE \_\_\_\_\_ IS MY FAVOURITE ANIMAL.  
IT'S \_\_\_\_\_ AND IT'S \_\_\_\_\_.  
IT HAS GOT \_\_\_\_\_ AND \_\_\_\_\_.  
IT HAS GOT \_\_\_\_\_.

- ◆ GO TO PRACTICE BOOK PAGE 71 AND MAKE AN ANIMAL POSTER.

## 2 READ, LOOK AND MATCH.



WHAT ARE THOSE?

A. IT'S A TIGER.



WHAT'S THIS?

B. THEY'RE MONKEYS.



WHAT'S THAT?

C. THEY'RE GIRAFFES.



WHAT ARE THESE?

D. IT'S AN ELEPHANT.

## 3 LOOK AND ANSWER.



1. HAS IT GOT FINS?  
\_\_\_\_\_

2. HAS IT GOT A BIG MOUTH?  
\_\_\_\_\_

3. HAVE THEY GOT WINGS?  
\_\_\_\_\_

4. HAVE THEY GOT BEAKS?  
\_\_\_\_\_






4 READ, LOOK AND CIRCLE.


1. THIS / THESE IS A LEOPARD. 2. THAT / THOSE ARE ORCAS.







3. THESE / THOSE ARE EAGLES.



4. THESE / THOSE ARE GIRAFFES.





5 LISTEN AND TICK (✓) THE CORRECT BOX. 

1.    
 A  B




2.    
 A  B





3.    
 A  B

4.    
 A  B

**CAN YOU IDENTIFY ANIMALS?**

**3 LISTEN AND WRITE THE NUMBERS.** 




		

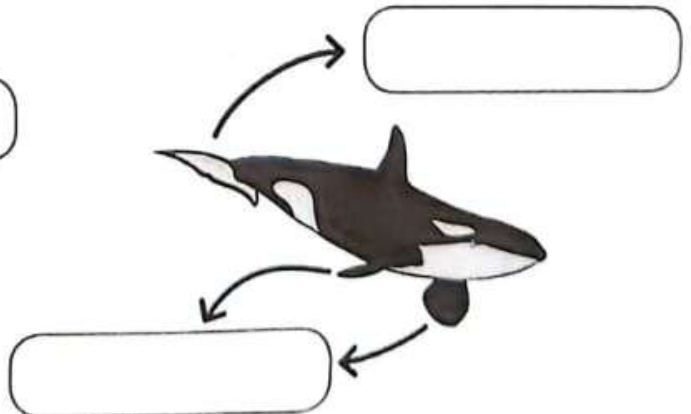



**CAN YOU IDENTIFY THE PARTS OF THE ANIMAL'S BODY?**

**4 LOOK AND WRITE.**

EYE FINS BEAK WING TAIL





# TAKING CARE OF THE ENVIRONMENT


1 LISTEN, READ AND MARK (✓ OR X) IN EACH BOX. 



USE REUSABLE BAGS.



WASTE WATER.




ALWAYS USE CARS.



USE BATTERIES.



SEPARATE RUBBISH.



UNPLUG ELECTRONIC OBJECTS.

2 CIRCLE THE ACTIONS YOU DO.

3 DRAW A GREEN ACTION.



ARE YOU RESPECTFUL OF NATURE?

## TAKING CARE OF THE ENVIRONMENT

1 READ, LOOK AND WRITE THE NUMBERS.

1. PLANT A GARDEN.

2. SEPARATE RUBBISH.

3. SAVE ENERGY.

4. USE REUSABLE BAGS.







**ME!**



**1 READ ME! THEN TRACE AND COMPLETE.**



I HAVE GOT TWO (1) A \_\_\_\_\_  
 AND TWO (2) H \_\_\_\_\_,  
 I HAVE GOT A SMALL  
 (3) N \_\_\_\_\_  
 AND A BIG (4) M \_\_\_\_\_.

I HAVE GOT TWO LONG

(1) L \_\_\_\_\_

AND TWO BIG (2) F \_\_\_\_\_,

I HAVE GOT RED (3) H \_\_\_\_\_.

WHAT COLOUR ARE MY

(4) E \_\_\_\_\_?



## 2 READ AND MATCH.

1. I STAMP MY FEET.



2. I COUNT TO THREE.




3. I CLOSE MY EYES.



4. I CLAP MY HANDS.

## 3 DRAW AND DESCRIBE YOURSELF.





# GOODBYE UNIT SEE YOU!

## 1 READ, LOOK AND WRITE THE NUMBERS.

PLANE  FIN  GRANDPA  RULER   
FRIDGE  BALLOONS  HUNGRY  TAIL   
SISTER  BATHROOM  SAD  CANDLE

1



2



3



4



5

6



7



8



9



10



11




12



## 2 LISTEN AND CIRCLE.

1. EVA'S FAVOURITE COLOUR IS **GREEN** / **RED**.
2. TOM IS **FIVE** / **SIX** YEARS OLD.
3. ISABEL HAS GOT **BROWN** / **GREEN** EYES.
4. TOM HAS GOT A FISH, A DOG, A CAT, A RABBIT AND A **MONKEY** / **HAMSTER**.
5. THE SOFA IS IN THE **LIVING ROOM** / **DINING ROOM** IN ALEX'S HOUSE.
6. ISABEL'S FAVOURITE TOY IS A **ROBOT** / **KITE**.

# STICKERS!



GIRAFFE

ZEBRA

HIPPO

ELEPHANT

CROCODILE

ORCA

TIGER

MONKEY

EAGLE

LION

LEOPARD